



Natural Gas Solutions

Pressure Regulators for Natural Gas

2025-2026 EDITION

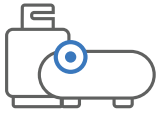


A Cavagna Group Company



SOLUTIONS

LPG SOLUTIONS



COMPRESSED GASES SOLUTIONS



HEALTHCARE SOLUTIONS



NATURAL GAS SOLUTIONS



ALTERNATIVE FUEL SYSTEMS

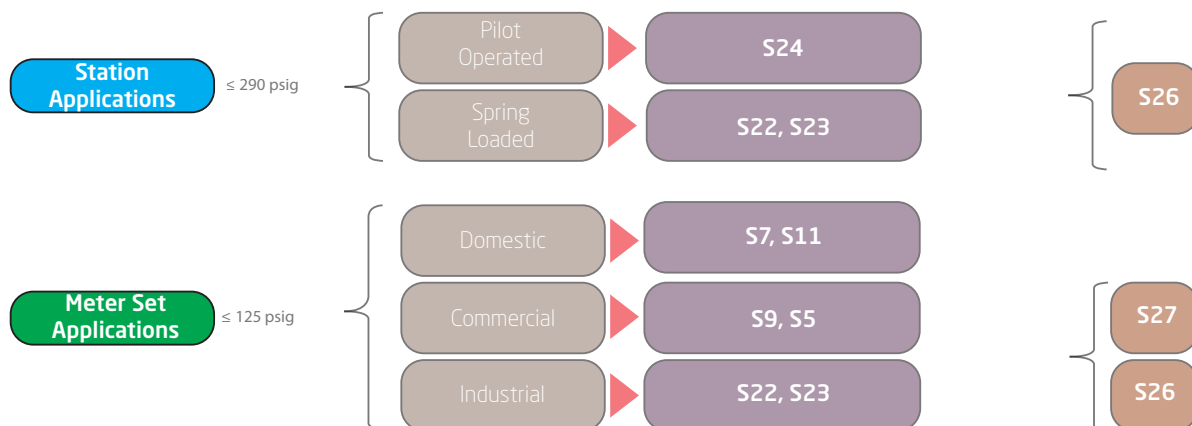


GAS METERING SOLUTIONS



INDUSTRIAL PROCESS MANAGEMENT





Regulation

Safety

Index

Natural Gas Applications	4
Dual Stage Pressure Regulator - S7	6
Dual Stage Pressure Regulator - S9	8
Direct Operated Pressure Regulator - S11	10
Direct Operated Pressure Regulator - S5 & S5B	12
Spring Loaded Pressure Regulator - S22	14
Spring Loaded Pressure Regulator - S23	16
Farm Tap Regulator - 81HP	18
Pilot Operating Pressure Regulators - S24	20
Slam Shut Valve - S26	22
Relief Valves - S27	24

About Mesura

Mesura SaS was founded in Forbach in 1949. Over the years, this family-owned company from eastern France has developed a proven know-how in the field of gas regulators for every type of application. With more than 75 years of experience, Mesura has built up a solid reputation both nationally and internationally and is now recognized throughout the world.

Today, Mesura SaS is a company of the Cavagna Group, one of the top manufacturers of solutions for all types of gas. Since the start of the collaboration in the 2009, and the fully acquisition in 2012, leveraging the production, research and development capabilities of the Cavagna Group, the product range has expanded throughout the whole Natural Gas supply chain. Therefore, becoming the reference brand of the Cavagna Group for the line of products and solutions for Natural Gas and sustainable energy measurement and regulating.

With manufacturing facilities in France, Italy and India, all production for North America occurs at the Cavagna Group's Regulators Division (RECA Unit) in Calvisano (BS), Italy.

About Cavagna Group

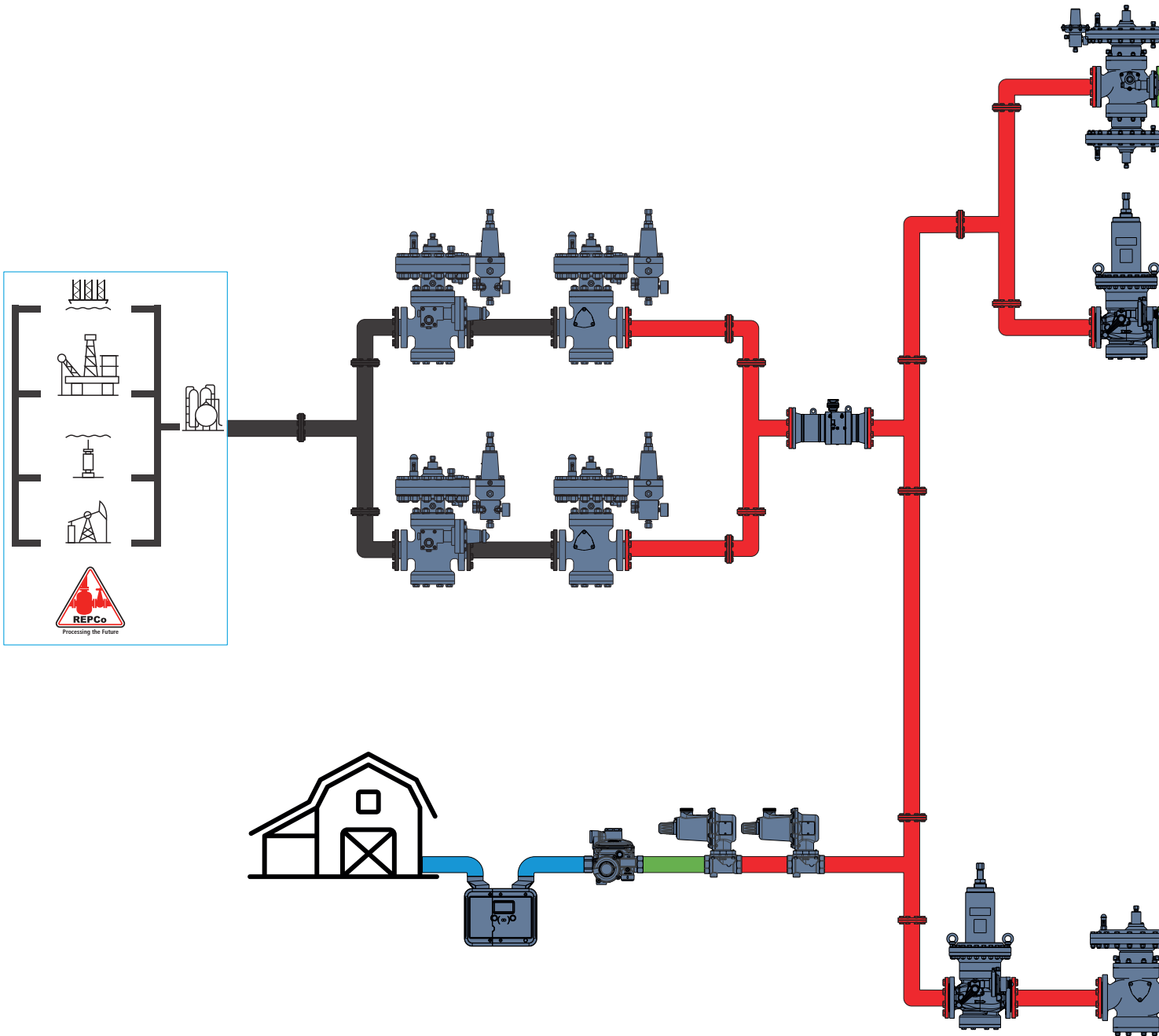
Founded and run as a family business, the Cavagna Group has been in operation since 1949, carrying the mechanical excellence of the 'Made in Italy' essence and authenticity around all continents of the Globe.

Cavagna Group is a key industrial partner and enabler for the regulation, control, Industrial Process Management, metering and safe use of all types of gases, in every step of different supply chains, with a continued 'big picture' view of the Future of Energy. Embedded with the social conscience and responsibility to provide products of the utmost dependable quality whether it be for Energy gases, Renewable, Alternative Fuels, Hydrogen, Compressed or Medical gases.

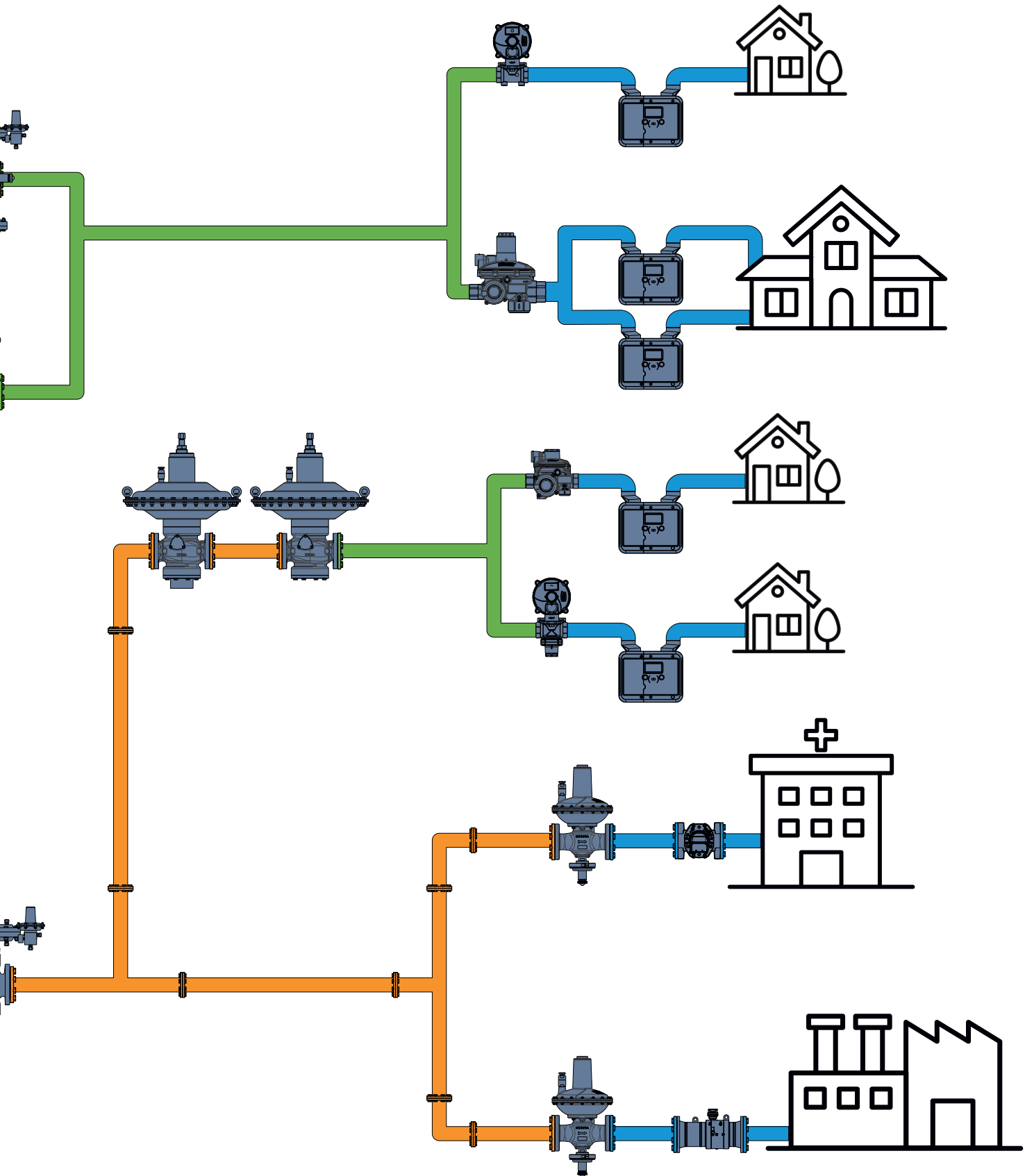
Using the Group's 75 plus years of experience to drive meaningful innovations in the fields of IoT and digitisation towards a sustainable Energy Transition. Recognizing the importance of the gas molecule in everyday business practices and vision for the future of gas. Keeping consistency in the presence everywhere gas fuels life, together with a progressive vision on the future Energy Outlook, while staying devoted to the mission:

wherever gas is used, we are there

For more information, visit www.cavagnagroup.com



APPLICATIONS





Dual Stage Pressure Regulator Type S7

Scope

The S7 series regulators are direct acting, dual stage regulators typically used for residential and commercial applications. The S7 regulators are available with an integral Over Pressure Shut Off (OPSO) device and offer a wide range of additional safety options. These regulators are designed to be used with natural gas, propane, manufactured gas, renewable natural gas and other non-corrosive gases.

Features

- Die-cast aluminum body
- NBR Diaphragms
- Integral OPSO
- Adjustable OPSO and UPSO
- Manual re-arming
- Designed, built and tested to ANSI B109.4

OPTIONAL FEATURES

- Under Pressure Shut Off (UPSO)
- Excess Flow Valve (EFV)
- Token Internal Relief Valve (IRV)
- Limited Internal Relief Valve (<2.5 SCFH)
- Built-in filter
- Visual Indicator for OPSO/UPSO available
- Dual Diaphragm



Technical data

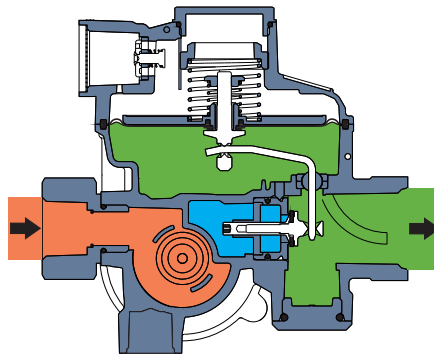
Type	Model	Inlet Pressure	Outlet Pressure Ranges	Regulating Accuracy	Closing Pressure Class (SG)	Working Temperature	Inlet/Outlet Connections
S7	BP: Base Pressure	Up to 125 psig (8.6 barg)	6" w.c. to 2.1 psig (15 to 145 mbar)	+2/-1" w.c. +/- 2" w.c. +/- 1% ABS +/- 2% ABS AC5 AC10	up to 10	-22°F to 155°F (-30°C to +69°C)	3/4" NPT 1" NPT
	MP: Medium Pressure		2.1 to 5.8 psig (145 to 400 mbar)				

Available Layouts:

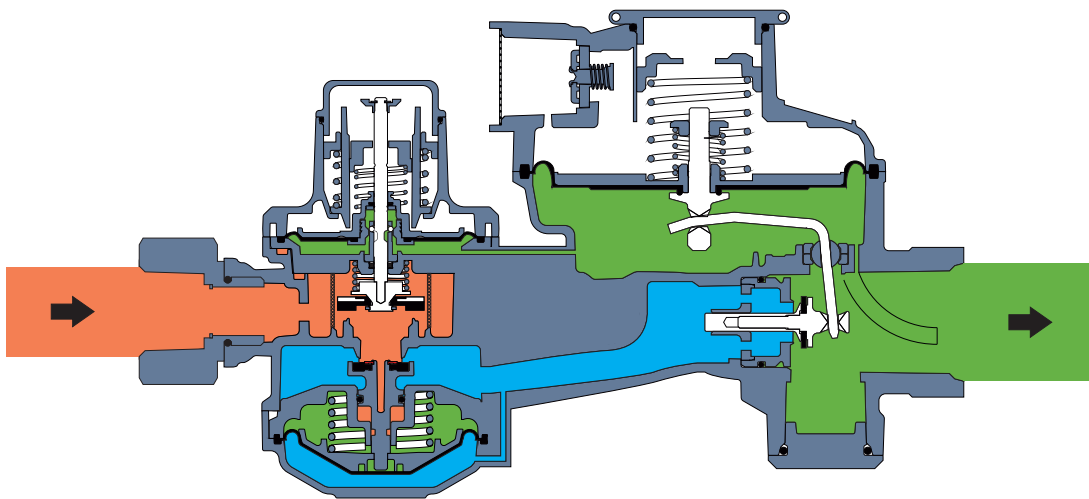
Linear or angled body (outlet on bottom)



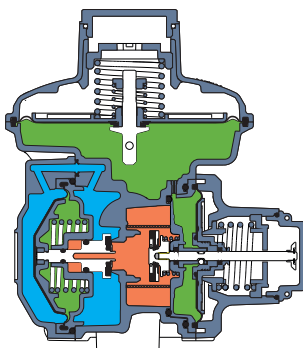
Dual Stage Pressure Regulator Type S7



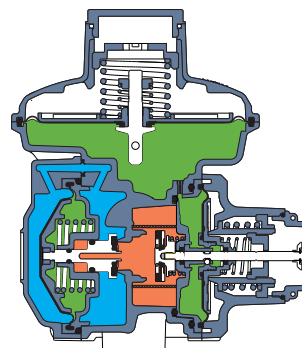
S7 with Token IRV



Dual Stage Functional Schematic



S7: OPSO Only



S7: OPSO/UPSO

- Orange square: Inlet Pressure
- Blue square: Intermediate Pressure
- Green square: Outlet Pressure

SAFETIES

PILOT OPERATED

DIRECT ACTION

DUAL STAGE



Dual Stage Pressure Regulator

Type S9

Scope

The S9 series regulators are direct acting, dual stage regulators typically used for residential and commercial applications. The S9 regulators are available with an integral Over Pressure Shut Off (OPSO) device and offer a wide range of additional safety options. These regulators are designed to be used with natural gas, propane, manufactured gas, renewable natural gas and other non-corrosive gases.



Features

- Die-cast aluminum body
- NBR Diaphragms
- Integral OPSO
- Adjustable OPSO and UPSO
- Manual re-arming
- Designed, built and tested to ANSI B109.5 (Draft)

OPTIONAL FEATURES

- Under Pressure Shut Off (UPSO)
- Excess Flow Valve (EFV)
- Token Internal Relief Valve
- Limited Internal Relief Valve (<2.5 SCFH)
- Built-in filter
- Visual Indicator for OPSO/UPSO available
- Dual Diaphragm

Technical data

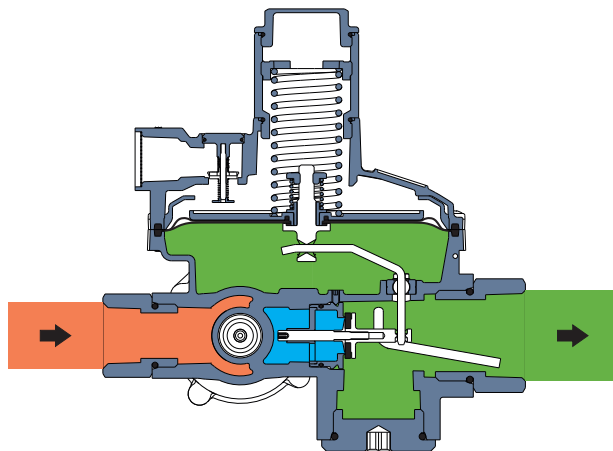
Type	Model	Inlet Pressure	Outlet Pressure Ranges	Regulating Accuracy	Closing Pressure Class (SG)	Working Temperature	Inlet/Outlet Connections
S9	BP: Base Pressure	Up to 125 psig (8.6 barg)	6.8" w.c. to 2.1 psig (17 to 146 mbar)	+2/-1" w.c. +/- 2" w.c. +/- 1% ABS +/- 2% ABS AC5 AC10	up to 10	-22°F to 155°F (-30°C to +69°C)	1" NPT 1.25" NPT 1.5" NPT 2" NPT
	MP: Medium Pressure		1.8 to 3.8 psig (125 to 265 mbar)				
	MPTR: MP with Travel Restriction		4.35 to 7.25 psig (0.3 to 0.5 barg)				

Available Layouts:

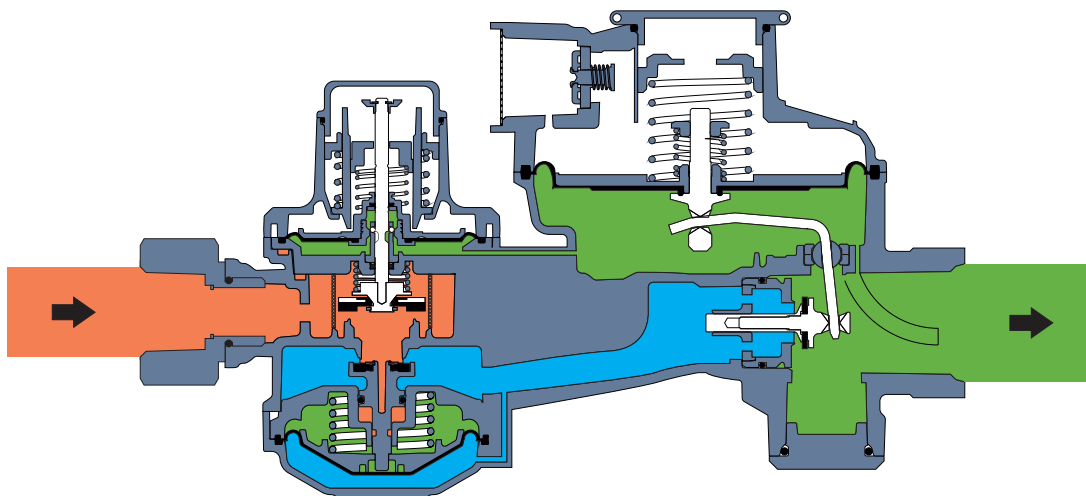
Linear or angled body (outlet on bottom)



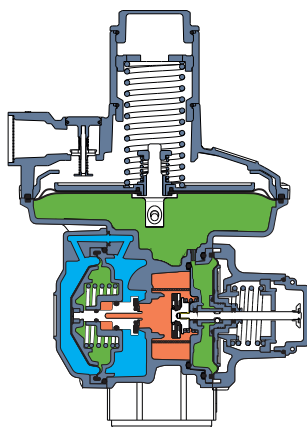
Dual Stage Pressure Regulator Type S9



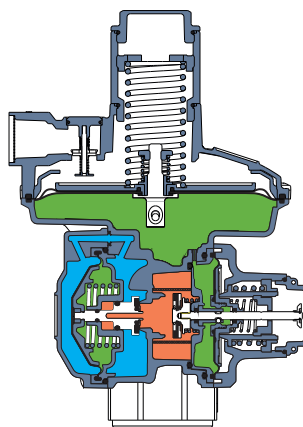
S9 with Token IRV



Dual Stage Functional Schematic



S9: OPSO Only



S9: OPSO/UPSO

■ Inlet Pressure
■ Intermediate Pressure
■ Outlet Pressure

SAFETIES

PILOT OPERATED

DIRECT ACTION

DUAL STAGE



Direct Operated Pressure Regulator Type S11

Scope

The S11 gas regulator is a direct operating, lever style regulator typically used for residential and light duty commercial applications. The S11 is available with an Internal Relief Valve (IRV) and optional Slam Shut Valve (SSV). The S11 is designed to be used with natural gas, propane, manufactured gas, renewable natural gas and other non-corrosive gases.



Arriving in 2025

Features

- Ductile cast iron body (spheroidal cast iron)
- Die-cast aluminum diaphragm casings
- Zinc plated steel lever
- Wide range of regulator springs available
- Design, built and tested to ANSI B109.4

OPTIONAL FEATURES

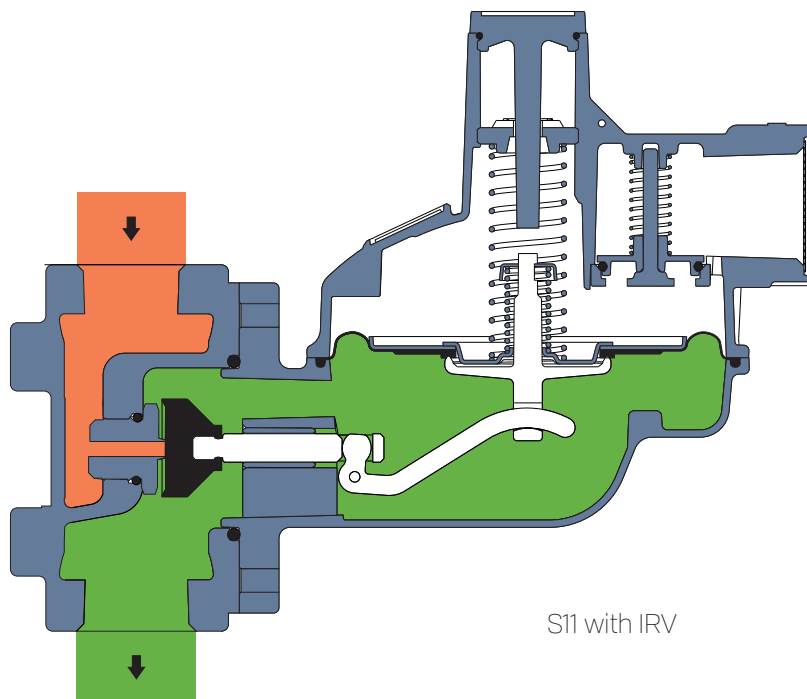
- Internal Relief Valve
- Integral SSV with OPSO or OPSO/UPSO

Technical data

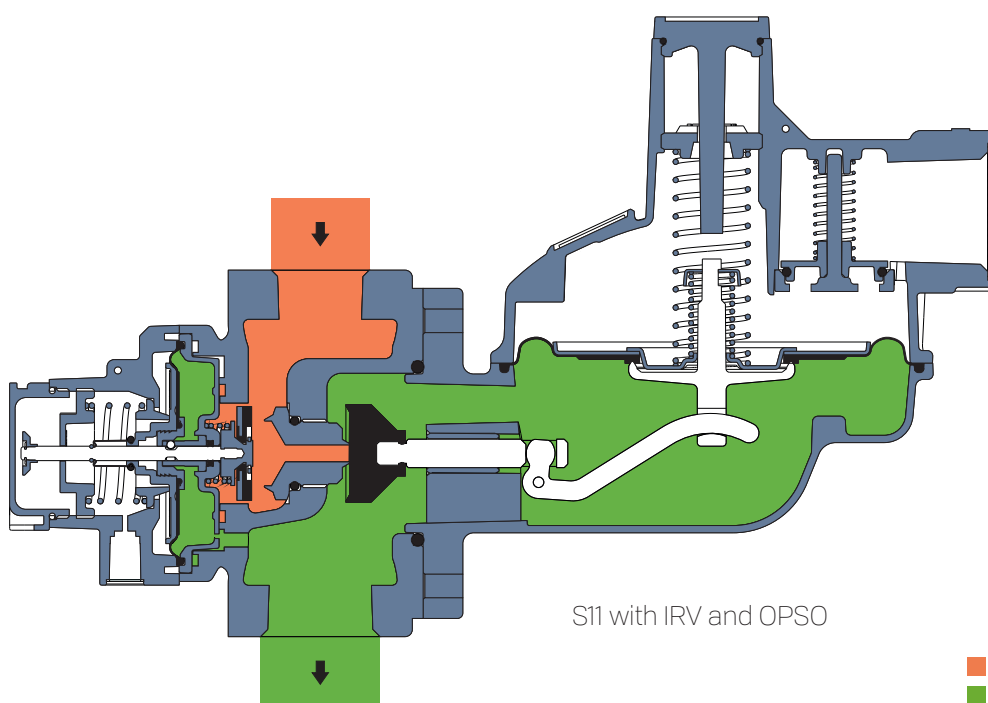
Type	Inlet Pressure	Outlet Pressure	Regulating Accuracy	Orifice Size	Working Temperature	Inlet/Outlet Connections
S11	Up to 125 psig (8.6 barg)	5" w.c. to 2 psig (14 to 138 mbar)	+2" w.c./-1" w.c. +/- 1% ABS +/- 2% ABS AC 5 AC 10	1/8" 1/8 x 3/16" 3/16" 1/4" 5/16" 3/8" 1/2" 1/2 x 9/16"	-22°F to 150°F (-30°C to +65°C)	3/4" NPT 1" NPT 1.25" NPT

Available Layouts:
Linear or angled body

Direct Operated Pressure Regulator Type S11



S11 with IRV



S11 with IRV and OPSO

■ Inlet Pressure
■ Outlet Pressure

SAFETIES

PILOT OPERATED

DIRECT ACTION

DOUBLE STAGE



Direct Operated Pressure Regulator Type S5 & S5B

Scope

The S5 and S5B gas regulators are direct operating, lever style regulators typically used for commercial and industrial applications. The S5 is a quick responding, unbalanced design with a variety of orifice sizes available to meet virtually any application requirements. The S5B features a balanced inlet, allowing for maximum inlet pressure to be used on an 11/16" orifice, providing higher capacity with the reliability of a self operated regulator. The S5 and S5B are available with a Token Internal Relief Valve (IRV) and optional Slam Shut Valve (SSV). The S5 and S5B are designed to be used with natural gas, propane, manufactured gas, renewable natural gas and other non-corrosive gases.



Features

- Ductile cast iron body (spheroidal cast iron)
- Die-cast aluminum diaphragm casings
- Zinc plated steel lever
- Wide range of regulator springs and orifices available
- Design, built and tested to ANSI B109.5

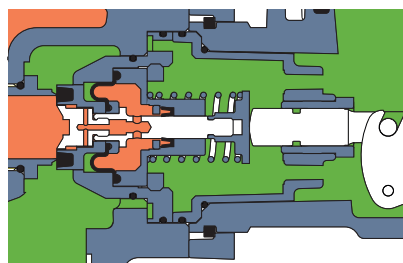
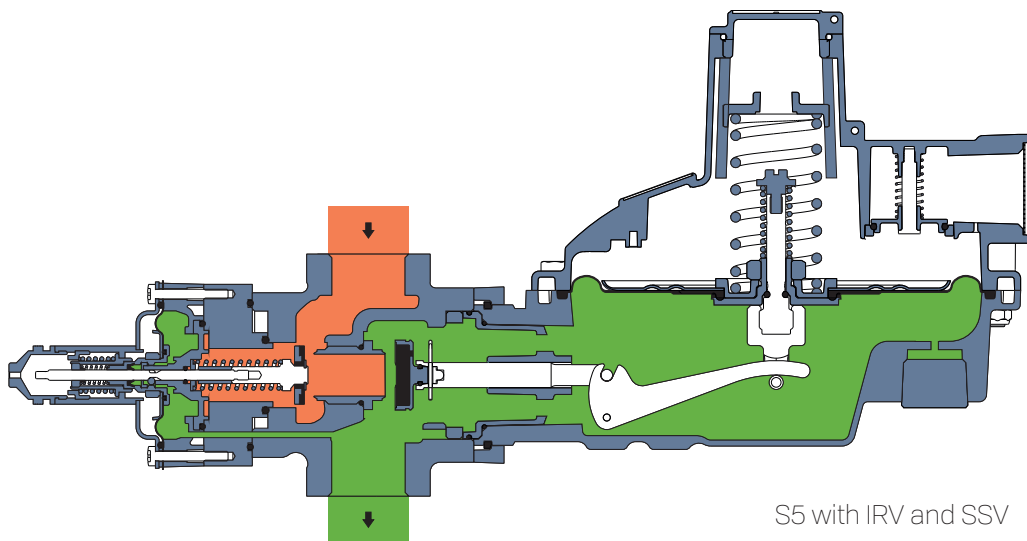
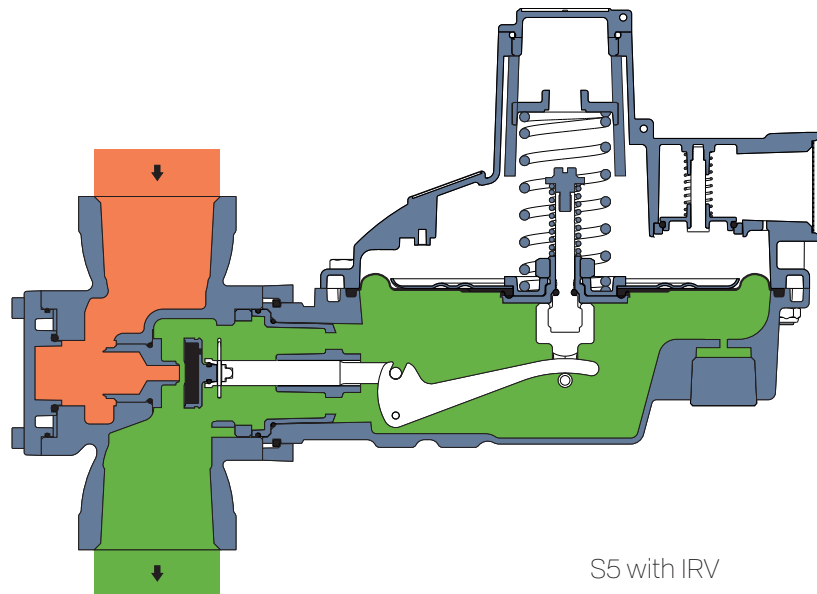
OPTIONAL FEATURES

- Token Internal Relief Valve
- Integral SSV with OPSO or OPSO/UPSO

Technical data

Type	Inlet Pressure	Outlet Pressure	Regulating Accuracy	Orifice Size	Working Temperature	Inlet/Outlet Connections
S5	Up to 125 psig (8.6 barg)	5" w.c. to 5.8 psig (14 to 400 mbar)	+2" w.c./-1" w.c. +/- 1% ABS +/- 2% ABS AC 5 AC 10	1/8" 3/16" 1/4" 5/16" 3/8" 1/2"	-4°F to 140°F (-20°C to +60°C)	1" 1.25" 1.5" 2"
S5B				11/16"		

Direct Operated Pressure Regulator Type S5 & S5B



■ Inlet Pressure
■ Outlet Pressure



Spring Loaded Pressure Regulator

Type S22

Scope

The S22 regulators are a series of balanced inlet, direct acting regulators designed for commercial, industrial and distribution applications. The S22 is available with an optional Slam Shut Valve (SSV) that is integrally mounted to the regulator body. The S22 is designed to be used with natural gas, propane, manufactured gas, renewable natural gas and other non-corrosive gases.



Features

- Ductile iron (B16.42) or steel bodies (B16.1)
- Die-cast aluminum diaphragm casings
- NBR Diaphragms with cloth enforcement
- Stainless steel seats & springs
- Balanced inlet allowing for high inlet pressures
- Anti-pumping device for improved stability
- Diaphragm shock absorber
- Simple, top entry maintenance
- Designed, built and tested to ANSI B109.5 (Draft)

OPTIONAL FEATURES

- Token Internal Relief Valve
- Integral SSV with OPSO or OPSO/UPSO

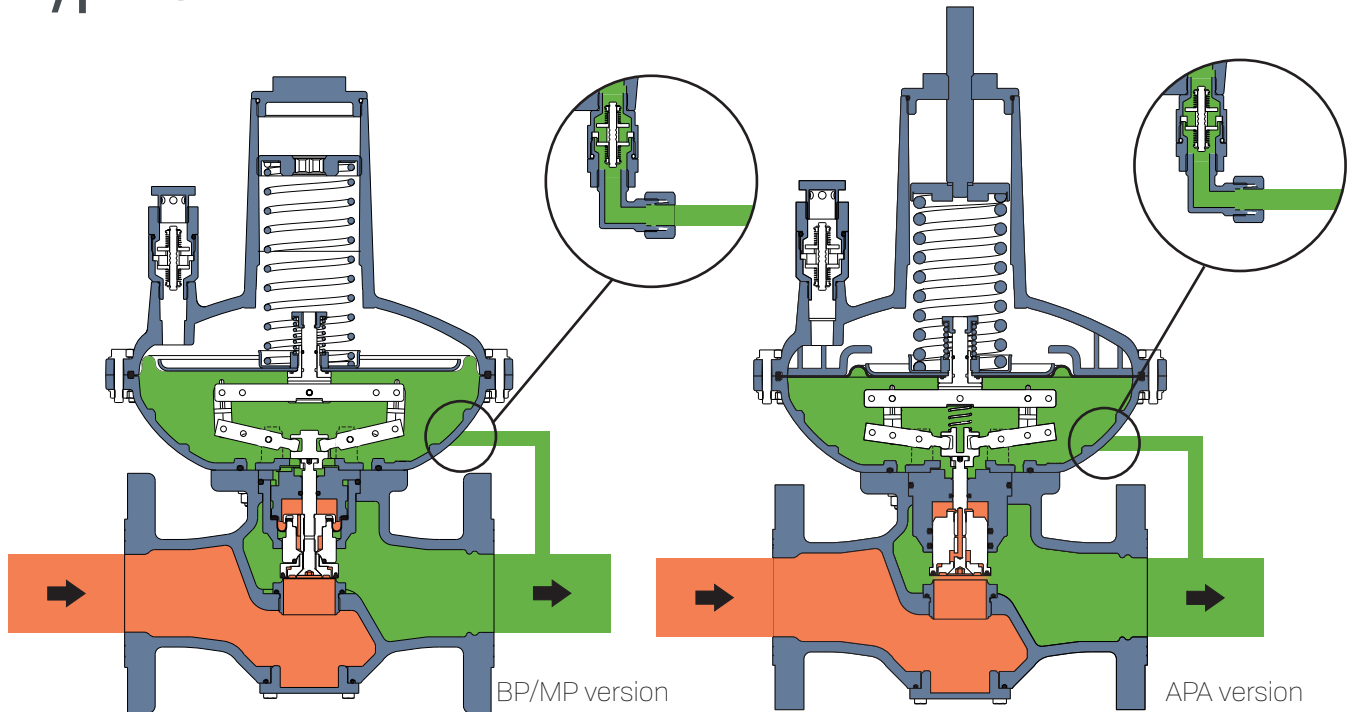
Technical data

Type	Model	Inlet Pressure	Outlet Pressure	Regulating Accuracy	Closing Pressure Class (SG)	Working Temperature	Connections
S22	BP: Base Pressure	Up to 87 psig (6 barg)	4" w.c. to 1.85 psig (10 to 130 mbar)	+/-10% (AC10)	up to 10	-4°F to 140°F (-20°C to +60°C)	NPS 1.5 NPS 2
	MP: Medium Pressure		1.7 to 7.25 psig (120 to 500 mbar)	+/- 5% (AC5)			
	AP: Apex Pressure		6.5 to 65 psig (0.45 to 4.5 barg)	or +/-10% (AC10)			
	APA: Apex Piston Assembly	Up to 290 psig (20 barg)	4.4 to 65 psig (0.3 to 4.5 barg)				

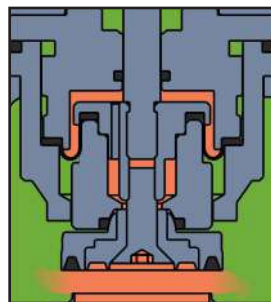
Available versions:

- M: Monitor construction
- B: With built-in OPSO/UPSO shut-off valve
- MB: Monitor construction with shut-off valve

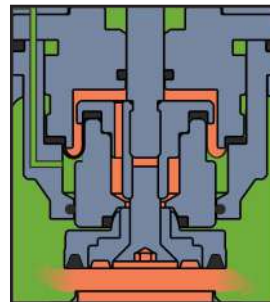
Spring Loaded Pressure Regulator Type S22



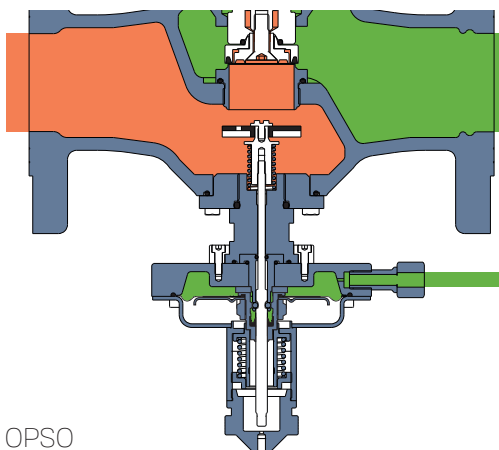
S22 Balancing Systems



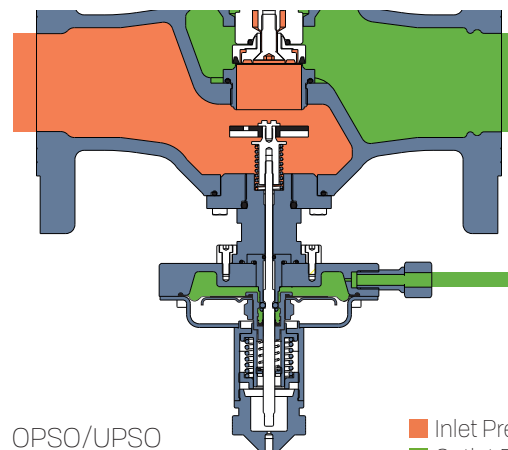
BP/MP/AP Regulator



BP/MP/AP Monitor



OPSO



OPSO/UPSO

■ Inlet Pressure
■ Outlet Pressure

SAFETIES

PILOT OPERATED

DIRECT ACTION

DOUBLE STAGE



Spring Loaded Pressure Regulator

Type S23

Scope

The S23 Regulators are a series of balanced inlet, direct acting regulators designed for high capacity industrial and distribution applications. The S23 is available with an optional Slam Shut Valve (SSV) that is integrally mounted. The S23 is designed to be used with natural gas, propane, manufactured gas, renewable natural gas and other non-corrosive gases.

Features

- Ductile iron (B16.42) or steel bodies (B16.1)
- Die-cast aluminum diaphragm casings
- NBR Diaphragms with cloth enforcement
- Stainless steel seats & springs
- Balanced inlet allowing for high inlet pressures
- Anti-pumping device for improved stability
- Diaphragm shock absorber
- Quick access for trim maintenance
- Designed, built and tested to ANSI B109.5 (Draft)

OPTIONAL FEATURES

- Integral SSV with OPSO or OPSO/UPSO
- Token Internal Relief Valve



BP/MP Version



AP/APA Version

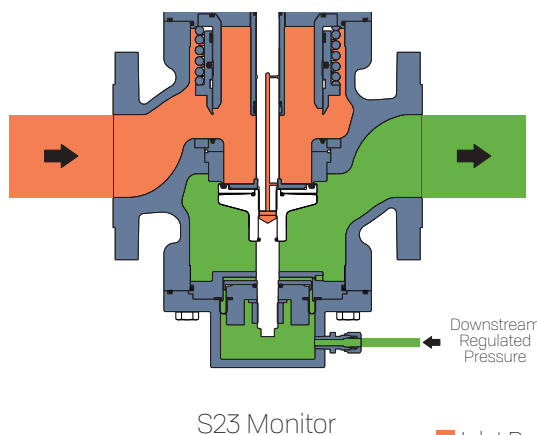
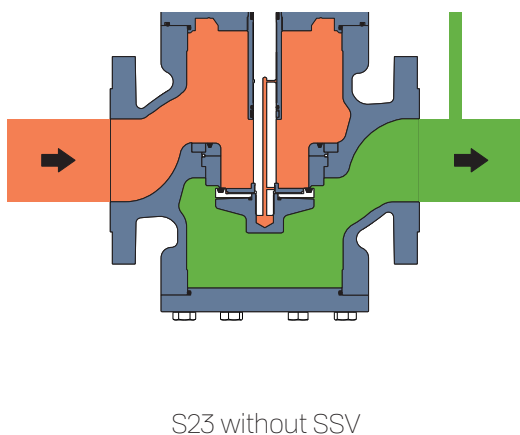
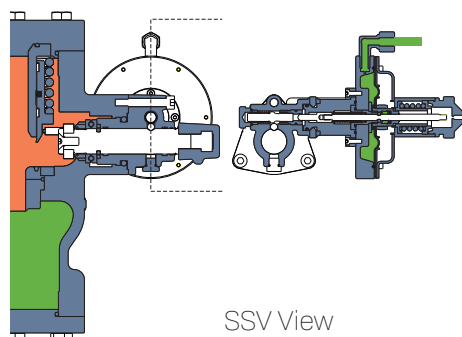
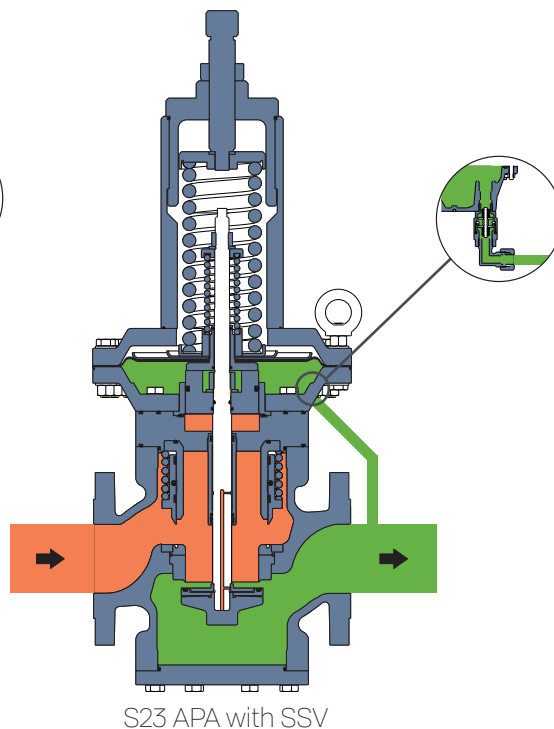
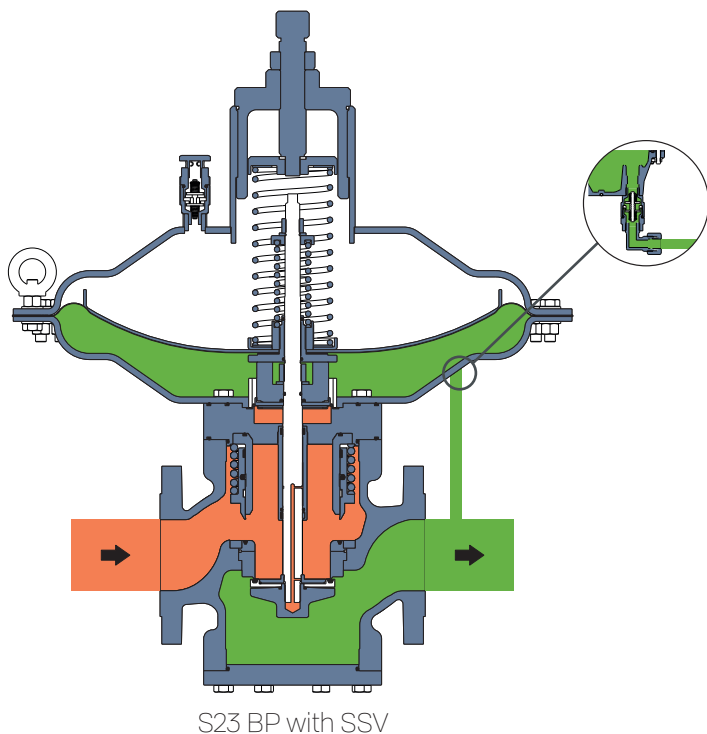
Technical data

Type	Model	Inlet Pressure	Outlet Pressure	Regulating Accuracy	Closing Pressure Class (SG)	Working Temperature	Connections
S23	BP: Base Pressure	Up to 87 psig (6 barg)	6" w.c. to 1.3 psig (15 to 90 mbar)	+/-10% (AC10)	up to 10	-4°F to 140°F (-20°C to 60°C)	NPS 3
	MP: Medium Pressure		1.3 to 10 psig (0.09 to 0.69 barg)	+/- 5% (AC5)			
	AP: Apex Pressure		4.65 to 58 psig (0.32 to 4 barg)				
	APA: Apex Piston Assembly	Up to 290 psig (20 barg)					

Available versions:

- M: Monitor construction
- B: With built-in OPSO/UPSO shut-off valve
- MB: Monitor construction with shut-off valve

Spring Loaded Pressure Regulator Type S23



■ Inlet Pressure
■ Outlet Pressure

SAFETIES

PILOT OPERATED

DIRECT ACTION

DOUBLE STAGE



Farm Tap regulator

Type 81HP

Scope

The 81HP is designed for industrial and farm tap applications. The Aluminum design is a light weight and economical solution for a variety of applications. The 81HP is designed to be used with natural gas, propane, manufactured gas, renewable natural gas and other non-corrosive gases.

Features

- Die-cast aluminum & iron body
- NBR Diaphragms
- Stainless steel springs
- Optional IRV
- FKM trim available

OPTIONAL FEATURES

- Internal Relief Valve



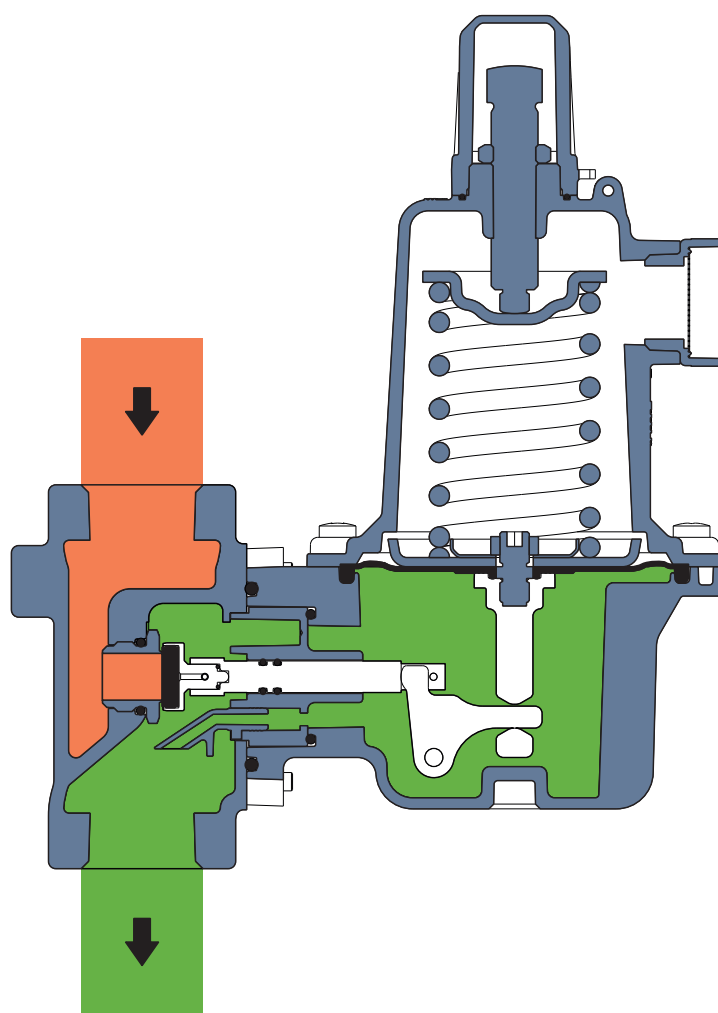
Technical data

Type	Inlet Pressure	Outlet Pressure	Orifice Size	Working Temperature	Inlet/Outlet Connections
81HP	Up to 250 psig (17.25 barg)	5 to 20 psig (0.345 to 1.38 barg)	1/2" 3/8"	-40°F to 180°F (-40°C to +82°C)	3/4" NPT 1" NPT 2" NPT



Farm Tap regulator

Type 81HP



■ Inlet Pressure
■ Outlet Pressure

SAFETIES

PILOT OPERATED

DIRECT ACTION

DOUBLE STAGE



Pilot Operated Pressure Regulator

Type S24

Scope

The S24 regulator is a pilot-operated regulator designed for high capacity industrial and distribution applications. The S24 offers unmatched installation flexibility with optional regulator, monitor and slam shut device in one body. All devices operate independently and can be configured to meet virtually any over pressure protection requirements. The S24 is designed to be used with natural gas, propane, manufactured gas, renewable natural gas and other non-corrosive gases.



Features

- Steel bodies (B16.1)
- Steel diaphragm casings
- NBR Diaphragms
- Stainless steel seats & springs
- Balanced inlet allowing for high inlet pressures
- Anti-pumping device for improved stability
- Diaphragm shock absorber
- Simple trim maintenance through flexible access points
- Low minimum differential

OPTIONAL FEATURES

- Integral Monitor
- Integral SSV with OPSO or OPSO/UPSO

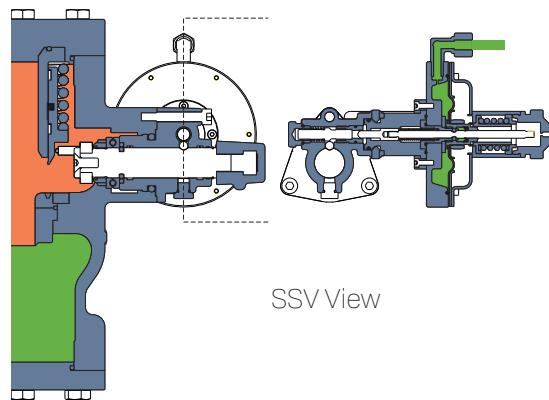
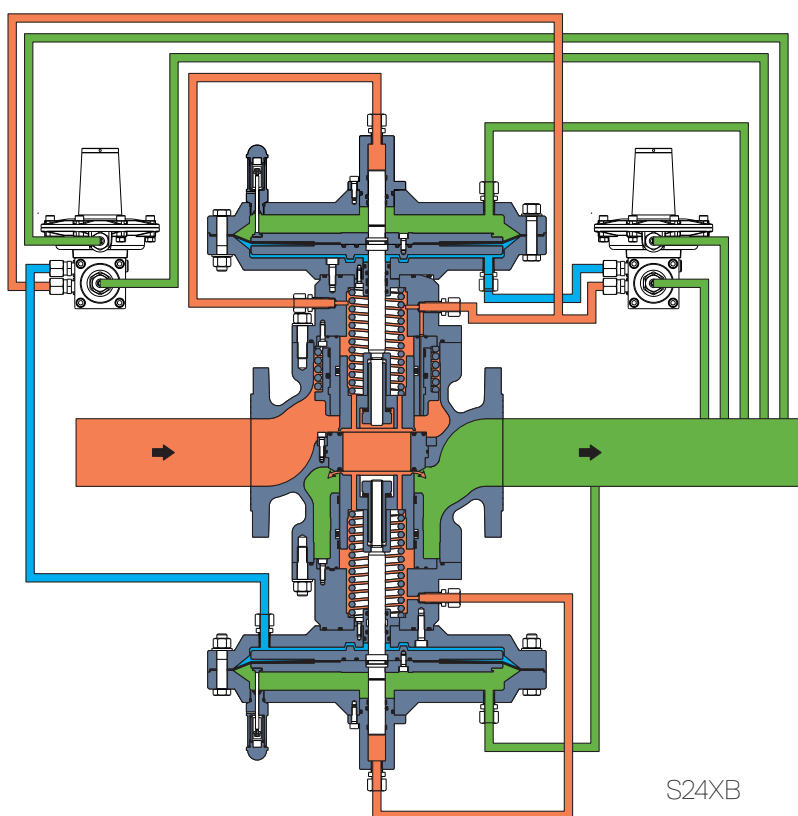
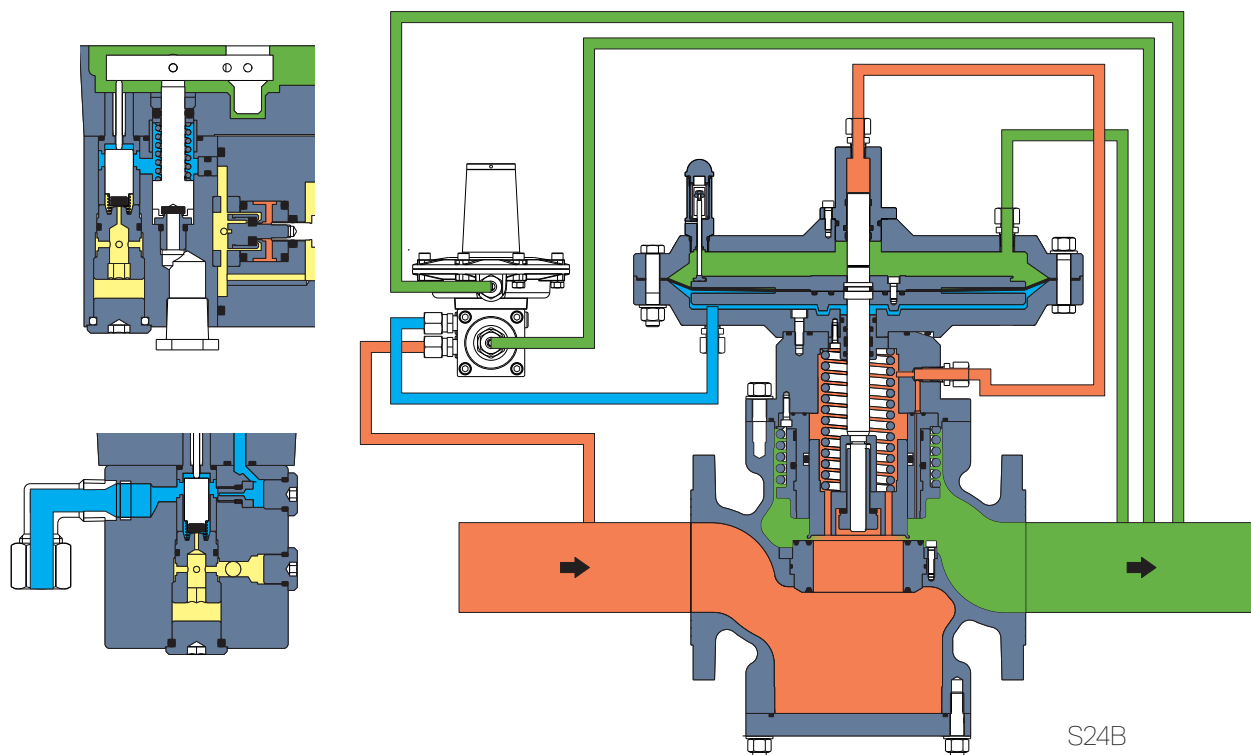
Technical data

Type	Inlet Pressure	Outlet Pressure	Regulating Accuracy	Closing Pressure Class (SG)	Working Temperature	Connections
S24	Up to 290 psig (20 barg)	4" w.c. to 58 psig (10 mbar to 4 barg)	up to 1% (AC 1)	up to 5	-4°F to 140°F (-20°C to +60°C)	CL150 RF CL300 RF NPS 1, 2 and 3

Available versions:

- X: With built-in monitor regulator
- B: With built-in OPSO/UPSO shut-off valve
- XB With monitor and shut-off valve

Pilot Operated Pressure Regulator Type S24



- Inlet Pressure
- Outlet Pressure
- Loading Pressure
- Pilot Supply Pressure

SAFETIES

PILOT OPERATED

DIRECT ACTION

DOUBLE STAGE

Slam Shut Valve

Type S26

Scope

S26 slam shut valves are designed for straightforward implementation. These devices can be used on a wide variety of applications, from commercial meters to distribution stations. The S26 is available as a standalone device or can be used integrally on several Mesura regulators. The S26 is designed to be used with natural gas, propane, manufactured gas, renewable natural gas and other non-corrosive gases.

Features

- Ductile iron and steel bodies
- NBR Diaphragms with cloth enforcement
- Stainless steel springs and seats
- Designed to EN 14382 and compliant to relevant ANSI standards

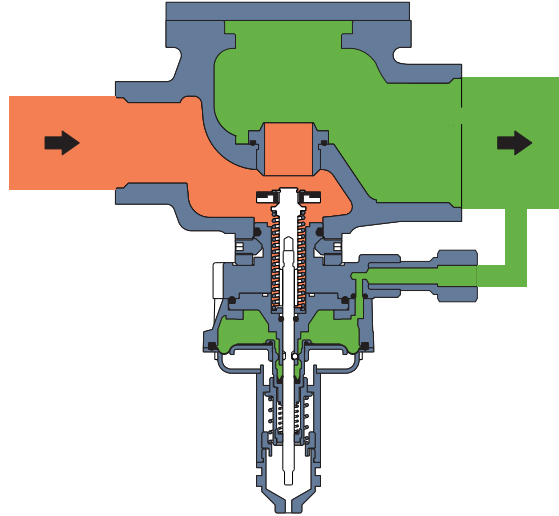


Technical data

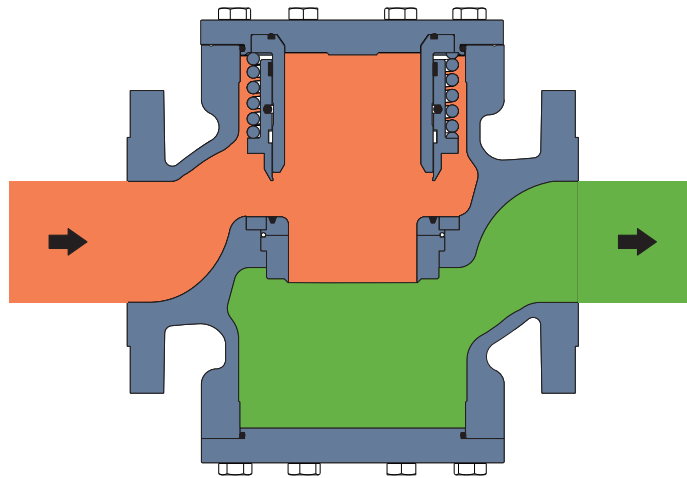
Type	Model	Activation Pressure	Working Temperature	Connections
S26	BP: Base Pressure	12" w.c. to 3 psig (30 to 210 mbar)	-22°F to 140°F (-30°C to +60°C)	1" NPT 1x1.5" NPT NPS 1.5 RF NPS 2 RF NPS 3 RF
	MP: Medium Pressure	2.17 to 8.7 psig (0.15 to 0.6 barg)		
	AP: Apex Pressure	7.25 to 87 psig (0.5 to 6 barg)		



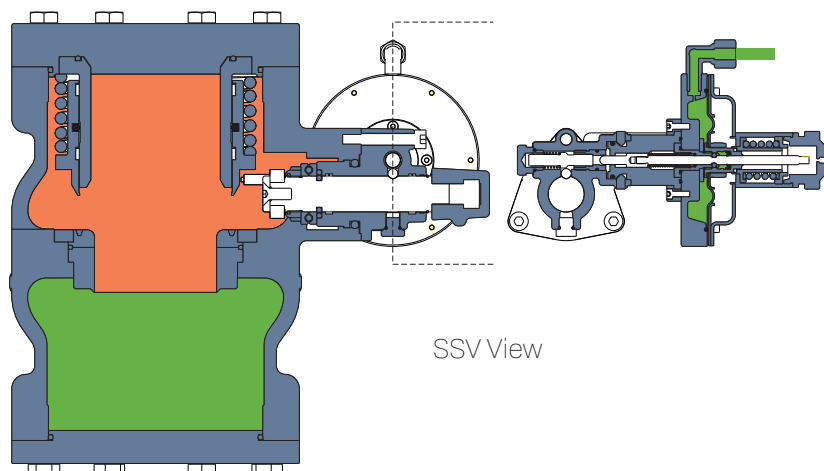
Slam Shut Valve Type S26



S26: NPS 1-2



S26: NPS 3



SSV View

Orange Inlet Pressure
Green Outlet Pressure

SAFETIES

PILOT OPERATED

DIRECT ACTION

DOUBLE STAGE

Relief Valve

Type S27

Scope

The S27 relief valves are designed to easily and safely maintain system pressure while minimizing gas emissions. These devices can be installed in any orientation and offer simple installation and adjustment. The S27 relief valve can be used as a thermal relief, token relief, or system alarm.



Features

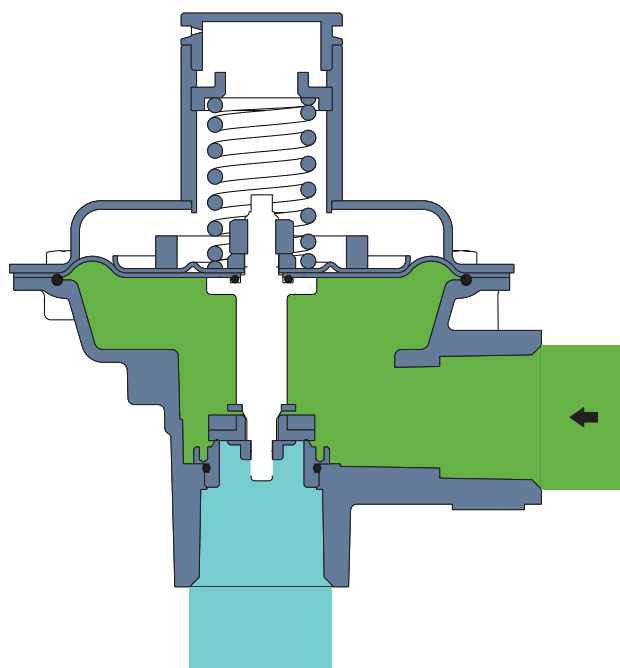
- Die-cast aluminum body
- NBR Diaphragms
- Brass seats
- Stainless steel springs

Technical data

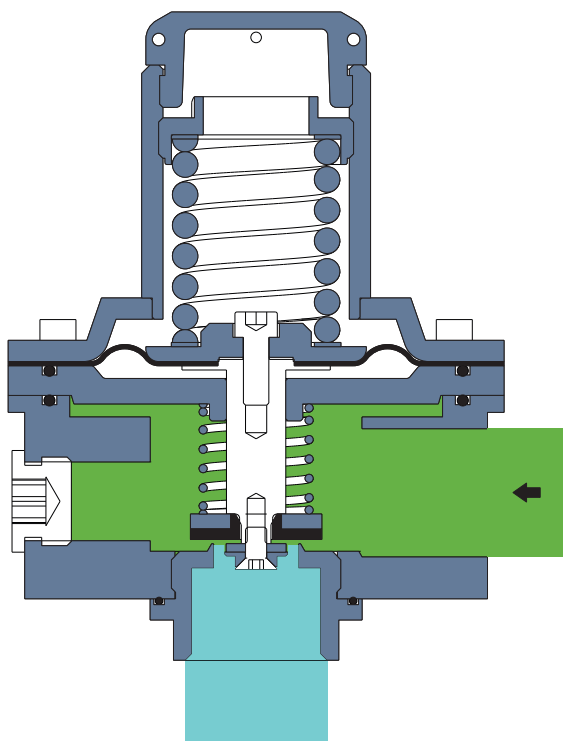
Type	Model	Pressure Ranges	Seat Diameter	Working Temperature	Connections
S27	BP: Base Pressure	6" w.c. to 2.17 psig (15 to 150 mbar)	0.787"	4°F to 140°F (-20°C to +60°C)	1x1" NPT
	MP: Medium Pressure	1.7 to 10 psig (0.12 to 0.7 barg)			
	AP: Apex Pressure	8.7 to 21.7 psig (0.6 to 1.5 barg)			
	APTR: AP with Travel Restriction	21.7 to 43.5 psig (1.5 to 3 barg)			
	APA: Apex Piston Assembly	25 to 100 psig (1.6 to 7 barg)			

Relief Valve

Type S27



S27 BP/MP



S27 AP/APTR/APA

■ Regulated Pressure
■ Atmospheric Pressure



LIMITED WARRANTY FOR UNITED STATES AND CANADA

WARRANTOR. The Limited Warranty provided herein is given by only one of Cavagna Group S.p.A., Cavagna North America, Inc., Cemco Kosangas S.A., Cavagna Group UK, or Greengear Global, LTD, the entity that actually designed, manufactured and sold the Product (as defined herein) to which this Limited Warranty applies. The other entities are listed herein for convenience only, and are not sharing in any warranty obligations of the entity providing this Limited Warranty. The entity providing this Limited Warranty is referred to herein as "The Warrantor".

COVERAGE. Each new product purchased directly from The Warrantor (referred to herein as "The Product") will be free from defects in original material and workmanship for a period of:
All regulators Twenty four (24 months / 2 Years)

from the date of sale of The Product, as shown on the invoice for that particular Product, to the entity to which Warrantor first sold The Product (hereinafter referred to as "The Purchaser"). The Purchaser informs any third party purchasers of The Product of the specifications and the necessary warnings and instructions for the correct use of The Product and/or any different or larger item or system in which The Product is installed. The sole and exclusive remedy of The Purchaser under this Limited Warranty for alleged defects in a Product shall be the repair or replacement, in Warrantor's sole discretion, of the defective Product, or a part or component of The Product.

NOT COVERED. This Limited Warranty does not apply to, and Warrantor shall have no liability or responsibility in respect of, damages or expenses relating to defects caused by or arising out of:

- the failure to properly store, use, install or maintain The Product as, for example, as specified in the warranty booklet, service booklet, drawings, manuals or other literature supplied by Warrantor, including but not limited to Warrantor's website or advertising brochures or in accordance with any applicable laws, regulators or standards;
- the failure of The Purchaser to inform any third party purchasers of The Product of the specifications and the necessary warnings and instructions for the correct use of The Product and/or any different or larger item or system in which The Product is installed.
- improper installation of The Product as a component in a different or larger item or system;
- improper specification or application of The Product as a component in a different or larger item or system;
- Any Product purchased from any entity other than Warrantor;
- alteration, change, or modification of The Product, including its subcomponents, parts or assemblies;
- the cost to locate, remove, disassemble, reinstall or dispose of components of a different or larger item or system that require removal to access The Product;
- accidents, misuse, abuse, abnormal use, improper use, negligent use, wilful misconduct, lack of reasonable or proper maintenance, repairs improperly performed or replacement parts or accessories not conforming to Warrantor's specifications, use exceeding the recommended and permitted limits of The Product, and/or normal wear or deterioration occasioned by the use of The Product;
- cosmetic issues, such as scratches, dents, fading of colors or discoloration;
- any representation or implication relating to estimated performance characteristics of The Product, including but not limited to representations made in Warrantor's product literature, on Warrantor's website, marketing materials, advertisements and technical specifications;
- any defect or non-conformity that has not been timely and promptly communicated in writing to Warrantor as provided herein, and in all cases, no more than thirty (30) days from the discovery thereof;
- any damage, cost or expense caused by Act of God; or
- loss of time, loss of use, loss of revenue, lost profits, loss of opportunity, inconvenience, costs related to procuring any substitute product, any incidental or

consequential damages arising out of the non-use of the Product, or compensation for inconvenience or loss of use of a different or larger item or system while the Product is being repaired or otherwise not available, or other matters not specifically covered hereunder.

PROCEDURE. To obtain warranty service for The Product, under this Limited Warranty, The Purchaser's specific and detailed claim must be reported to WARRANTOR within thirty (30) days from the date The Purchaser had notice of or should have had knowledge of notice of the alleged defect to The Purchaser and within the applicable warranty period.

For all Warranty claims accepted by The Warrantor, the Warrantor shall, within a reasonable time:

- Repair The Product or any subcomponent thereof;
- Supply ex works to The Purchaser a replacement product of the same type, kind and/or quality as The Product; or
- Refund to The Purchaser the actual purchase price of The Product for which The Warranty claim was made, such refund being provided in the form of a credit towards a future order placed by The Purchaser within The Warrantor.

Warrantor must approve, in advance and in writing, all repairs or replacements covered under or performed pursuant to this Limited Warranty. Any warranty repairs or service must be performed exclusively by Warrantor or other authorized representative of Warrantor or by another servicing facility pre-approved in writing by Warrantor. The Purchaser is responsible for all expenses associated with locating The Product(s) in the market, transporting the product(s) and/or defective part(s) to and from the service location. Acceptance of any Limited Warranty claim is not an admission that any Product or any of its component parts are defective. The Warrantor will not accept any Warranty claims directly from any third party to whom/which Purchaser may have sold The Product. The Purchaser forfeits any rights it may have under this Limited Warranty if The Purchaser does not return The Product to Warrantor, at the Purchaser's expense, within five (5) days of The Warrantor's request, or otherwise follow the procedure described herein. In the event that Purchaser submits a warranty claim that, in the sole reasonable discretion of The Warrantor, is unfounded, The Purchaser shall reimburse The Warrantor all reasonable costs incurred by The Warrantor in evaluating The Warranty claim (i.e. travel, lodging, expert evaluations, etc.).

LIMITATION OF DAMAGES. Except as expressly provided by this Limited Warranty, WARRANTOR SHALL NOT BE RESPONSIBLE FOR ANY INCIDENTAL OR CONSEQUENTIAL DAMAGES ASSOCIATED WITH THE USE OR NON-USE OF THE PRODUCT OR A CLAIM UNDER THIS AGREEMENT, WHETHER THE CLAIM IS BASED ON CONTRACT, TORT OR OTHERWISE. The foregoing statements of warranty are exclusive and in lieu of all other remedies or damages. Some states do not allow the exclusion or limitation of incidental or consequential damages, so this limitation or exclusion may not apply to you. This Agreement shall be the sole and exclusive remedy available to The Purchaser or any third party with respect to This Product. In the event of any alleged breach of any warranty or any legal action brought by The Purchaser or any third party, based on breach of warranty alleged negligence or other tortious conduct by Warrantor, The Purchaser's or third party's sole and exclusive remedy will be the repair or replacement of any defective Product as stated herein. In no event shall the liability of The Warrantor exceed the purchase price of The Product.

DISCLAIMER. ANY IMPLIED WARRANTY OF MERCHANTABILITY OR FITNESS FOR A PARTICULAR PURPOSE AND ALL IMPLIED WARRANTIES ARISING FROM A COURSE OF DEALING, USAGE OF TRADE, BY STATUTE OR OTHERWISE, IS HEREBY STRICTLY LIMITED TO THE TERMS OF THIS WRITTEN WARRANTY. No dealer and no other agent, representative or employee of Warrantor is authorized to modify, extend or enlarge this Limited Warranty.

TRANSFER OF THE PRODUCT OR LIMITED WARRANTY. If Purchaser sells The Product, either individually or incorporated in a different or larger assembly to a third party, a warranty claim can only be filed with The Warrantor by The Purchaser. The Purchaser shall provide a separate and distinct warranty to any third party for the larger assembly.

APPLICABLE LAW. Any and all claims or disputes of whatever nature arising out of or otherwise relating to this Limited Warranty shall be governed by and construed in accordance with the laws of the State of New Jersey only, and the parties expressly acknowledge and irrevocably agree that the sole and exclusive venue for and jurisdiction over any such claim or dispute shall be the courts of Brescia, Italy to the exclusion of the jurisdiction of the courts of any other place, without giving effect to choice of law principles and without giving effect to the United Nations Convention regarding contracts for the International Sale of Goods (which the parties expressly exclude).

OTHER RIGHTS. Your acceptance of delivery of The Product constitutes your acceptance of the terms of this Limited Warranty. This Limited Warranty gives you specific legal rights, and you may also have other rights which vary from state to state. If any term or provision of this Limited Warranty is invalid or unenforceable under any local, state, or federal law, statute, judicial decision, regulation, ordinance, executive order or other rule of law, such term shall be deemed reformed or deleted, but only to the extent necessary to comply with such statute, regulation, ordinance, order or rule and the remaining provisions of this Limited Warranty shall remain in full force and effect.

ENTIRE AGREEMENT. This document contains the entire Limited Warranty given by Warrantor in respect of The Product and there are no terms, promises, conditions or warranties regarding The Product other than those contained herein. Warrantor specifically does not authorize any person to extend the time, scope, terms or conditions of this Limited Warranty or to create or assume for Warrantor any other obligation or liability with respect to the Product or other products designed, manufactured or sold by Warrantor. All terms of this Limited Warranty are contractual and not mere recitals, and constitute material terms of this Limited Warranty.

SERVICE LIFE: The Service Life of The Product will vary depending on conditions of use, environment of use, application of The Product, and other factors outside of the control of The Warrantor. The Product must be replaced before the expiration of The Product's Service Life. See the applicable owners' manual or Warrantor's website for additional details on Service Life.

THIS DOCUMENT IS INTENDED FOR REFERENCE ONLY. CAVAGNA GROUP DOES NOT ASSUME RESPONSIBILITY FOR THE SELECTION, USE, OR MAINTENANCE OF ANY PRODUCT. THE PURCHASER IS RESPONSIBLE FOR PROPER SELECTION, USE AND MAINTENANCE OF ANY PRODUCT SPECIFIC TO THE APPLICATION IT IS PURCHASED FOR. THIS DOCUMENT DOES NOT PROVIDE ANY GUARANTEE OR WARRANTY REGARDING THE PRODUCT HEREIN, NOR DOES IT PROVIDE ANY INSTRUCTIONS OR GUIDELINES RELATING TO THE INSTALLATION, USE, OR MAINTENANCE OF ANY PRODUCTS. WARRANTY TERMS AND GENERAL TERMS AND CONDITIONS OF SALE ARE AVAILABLE AT www.cavagnagroup.com

CAVAGNA GROUP RESERVES THE RIGHT TO MODIFY OR CHANGE THE DESIGN, SPECIFICATIONS, OR FEATURES CONTAINED IN THIS DOCUMENT AND THE PRODUCTS SHOWN HEREIN. CONTACT CAVAGNA GROUP OR YOUR CAVAGNA GROUP DISTRIBUTOR FOR THE LATEST INFORMATION OR FOR A COPY OF THE APPLICABLE USER MANUAL (WHICH MUST BE FULLY READ BEFORE USING THE PRODUCT).



MANUFACTURING FACILITIES



VENEZUELA



CHILE



PORTUGAL



FRANCE

ITALY

reca

omeca

cori

**cavagna group
engineering**



A Cavagna Group Company

Kosan
INTERNATIONAL



INDIA



CHINA



JAPAN



THAILAND

Cavagna North America Warehouses



Natural Gas Solutions

Cavagna North America Inc.
50 Napoleon Court Somerset, NJ 08873

Cavagna North America Distribution Center
5910 W By Northwest Blvd. Houston, TX 77040

info@cavagna.com - www.cavagnana.com

CUSTOMER SERVICE
PH. 732.469.2100
Fax 732.469.3344